



Automatic Package Dispenser

Delta's unique display box dispenser features positive placement of the packages onto the conveyor from a vertical stack. Pneumatic escapements separate and place the individual boxes in the appropriate position on the conveyor belt.




Batch Collector and Alignment

V- Shaped collector doors and pneumatic oscillator help consolidate product prior to release into the package. Standard variable speed container shaker under the conveyor belt provides for additional settling of product, before transfer to the lid closing station.



Positive Lid Closing

A powered closing wheel contacts the entire lid surface as the box is indexed underneath. Closed packages are ready to be automatically fed into a label applicator.



Delta Engineering Corporation

25 East Street, Winchester, MA 01890-1187 Tel (781) 729-8650 Fax (781) 729-6149

www.deltaengineeringcorp.com